

ISOPON
REPAIR

SCRATCH & STONE CHIP FILLER

ISOPON Scratch & Stone Chip Filler is a durable easy to use filler that's been specially formulated to repair fine scratches, stone chips and other minor damage. Used straight from the tube, it dries fast and is easy to sand smooth ready to prime. Just follow the simple instructions in this guide for a quick and easy repair.

How much will this repair?

Contains 2 tubes of filler, each will repair an area of 300cm² at a depth of 1mm.



Visit www.isopon.us.aus for a step-by-step video demo showing you how easy it is to achieve a perfect repair every time.

U-POL AUSTRALIA PTY LTD. UNIT A, 16 - 20 CASSOLA PLACE,
PENRITH, NSW 2750. AUSTRALIA

TELEPHONE: 02 4731 2655 EMERGENCY TEL: +61 290 372 994

E: INFO@U-POL.COM.AU W: WWW.U-POL.COM.AU

U-POL NZ LTD, C/O LINDSAY & ASSOCIATES, UNIT H, 12 AMERA PLACE,
EAST TAMAKI, AUCKLAND

TEL: 027 630 3691 EMERGENCY TEL: 0800 764 766

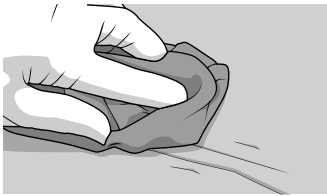
U-POL and ISOPON are registered trademarks of U-POL Ltd.
© 2017 Made in UK.

ISOPON
REPAIR

SCRATCH & STONE CHIP FILLER

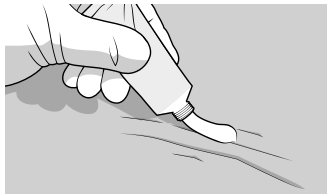
**STEP-BY-STEP
REPAIR GUIDE**

STEP 1 - PREPARATION

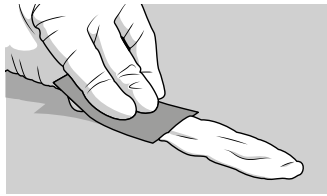


1. Wearing protective gloves, wipe away any loose particles or paint and remove any grease. The area should now be clean, dry and free from loose paint, rust, dirt and grease.

STEP 2 - APPLICATION




2. Open tube and pierce opening. Apply Scratch and Stone Chip Filler straight from the tube directly to the scratch or stone chip, up to a depth of 1mm. Replace cap between use to preserve product.



3. Smooth with applicator provided and remove excess filler. Allow to dry for 20 minutes.

STEP 3 - SANDING



4. Sand smooth using a sanding block with very fine grade Wet and Dry paper and plenty of water.
5. The final finish should be perfectly smooth and blend evenly with the surrounding area. Any small imperfections should be filled again with a small amount of filler and resanded.

NEXT STEP

YOUR REPAIR IS NOW READY FOR THE NEXT STEP...

6. When the repair is smooth and dry, **ISOPON** Multi-Purpose Primer gives you the ideal base for your topcoat.
7. Once your chosen topcoat is dry, use **ISOPON** Clearcoat for a beautiful protective finish.