

# REAL RED CALIPER ENAMEL AEROSOL

Version: 1.0 Date of issue: July 2023






## TECHNICAL DATASHEET

A professional quality enamel, ideal for customising and extending the life of brake calipers. RAPTOR Caliper Enamel contains ceramic resins that resist temperatures up to 500°C




- Heat resistant up to 500°C
- Superior adhesion and corrosion resistance
- Good chemical resistance against automotive fluids when cured

<b>Product</b> REAL RED CALIPER PAINT AEROSOL	<b>Order Code</b> RCERR/AL	<b>Format</b> 10oz Aerosol	<b>Shelf Life</b> 2 years
--	-------------------------------	-------------------------------	------------------------------

## APPLICATION INFORMATION

 <p><b>SDS</b> FOR PPE RECOMMENDATIONS REFER TO SDS</p>	<p><b>IMPORTANT: FOR PROFESSIONAL USE ONLY. Read full instructions before use.</b> This product contains hazardous materials and therefore appropriate personal protective equipment should always be used. Please refer to the label and consult the safety data sheet for full handling instructions and personal protection information.</p>		
<p><b>Surface Preparation</b></p> 	<p><b>Substrate</b></p> <ul style="list-style-type: none"> <li>• Bare steel</li> <li>• Aluminium</li> <li>• Galvanised and zinc coated sheets</li> <li>• Fully cured paint</li> <li>• Polyester bodyfillers and G.R.P</li> </ul> <p><b>Degreaser</b></p>	<p><b>Abrasion</b></p>	<p><b>HOW TO USE:</b></p> <ol style="list-style-type: none"> <li>1. Clean and degrease. Mask any areas as required</li> <li>2. Sand surface with P180-P220 sandpaper and reclean. If primed, sand with P400-P600 sandpaper &amp; reclean.</li> <li>3. Thoroughly shake can for at least 2 mins before use.</li> <li>4. Always wear safety goggles and rubber gloves before spraying.</li> <li>5. Apply 2 coats @ 15-25cm from surface, waiting 5-10 mins between coats.</li> <li>6. To clean – invert can and spray until only propellant sprays.</li> <li>7. Touch dry in 30 mins at 20°C. Ready to handle in 2 hrs. Allow to dry overnight before use. Heat from the braking operation will achieve full cure.</li> </ol>
<p><b>Mixing</b></p> 	<p>Shake the aerosol can for at least 2 minutes before use. Reshake for 30 seconds between coats.</p>		
<p><b>Application</b></p> 	<p><b>Application Temperature</b> <b>Distance from the surface</b> <b>Flash-off at 70°F</b> <b>Dust Free at 70°F</b> <b>Number of Coats</b></p>	<p>20 °C / 70 °F 25 cm / 10 inches 10 mins 30 mins 2-3</p>	
<p><b>Overcoating</b></p> 	<p>Apply all coats within 1 hour, for any further coats wait 7 days for paint to cure then abrade with 500 grit.</p> <p><b>NOTE:</b> Paint needs to fully cure to obtain desired properties, if curing off the vehicle then bake at 93°C for 1 hour, otherwise the heat associated with normal vehicle braking use will achieve curing.</p>		

## TECHNICAL INFORMATION

<p><b>Physical properties</b></p> 	<p><b>Appearance</b> <b>Color</b> <b>Density</b></p> <p>aerosol. Red</p>			
<p><b>Storage</b></p> 	<p>Aerosol cans should be stored for two hours at room temperature before use. For long term storage, keep in a dry well ventilated area and away from direct sunlight and frost. To clear the nozzle and maximise the lifespan of your aerosol, always invert the can and spray upside down for a few seconds after each use. Should the nozzle become blocked, remove it from the can and soak it in gentle thinners.</p> <p>Protect from sunlight. Do not expose to temperatures exceeding 50 °C/ 122 °F. Store locked up. Store in a well-ventilated place. Keep container tightly closed. Keep cool. Keep only in original container.</p> <p><b>Recommended storage temperature</b> 5-25°C (41 - 77 °F)</p>			
<p><b>Associated Products</b></p> 	<table border="1"> <tr> <td><b>Product</b> REAL RED CALIPER PAINT AEROSOL</td> <td><b>Order Code</b> RCERR/AL</td> <td><b>Format</b> 10oz Aerosol</td> </tr> </table>	<b>Product</b> REAL RED CALIPER PAINT AEROSOL	<b>Order Code</b> RCERR/AL	<b>Format</b> 10oz Aerosol
<b>Product</b> REAL RED CALIPER PAINT AEROSOL	<b>Order Code</b> RCERR/AL	<b>Format</b> 10oz Aerosol		